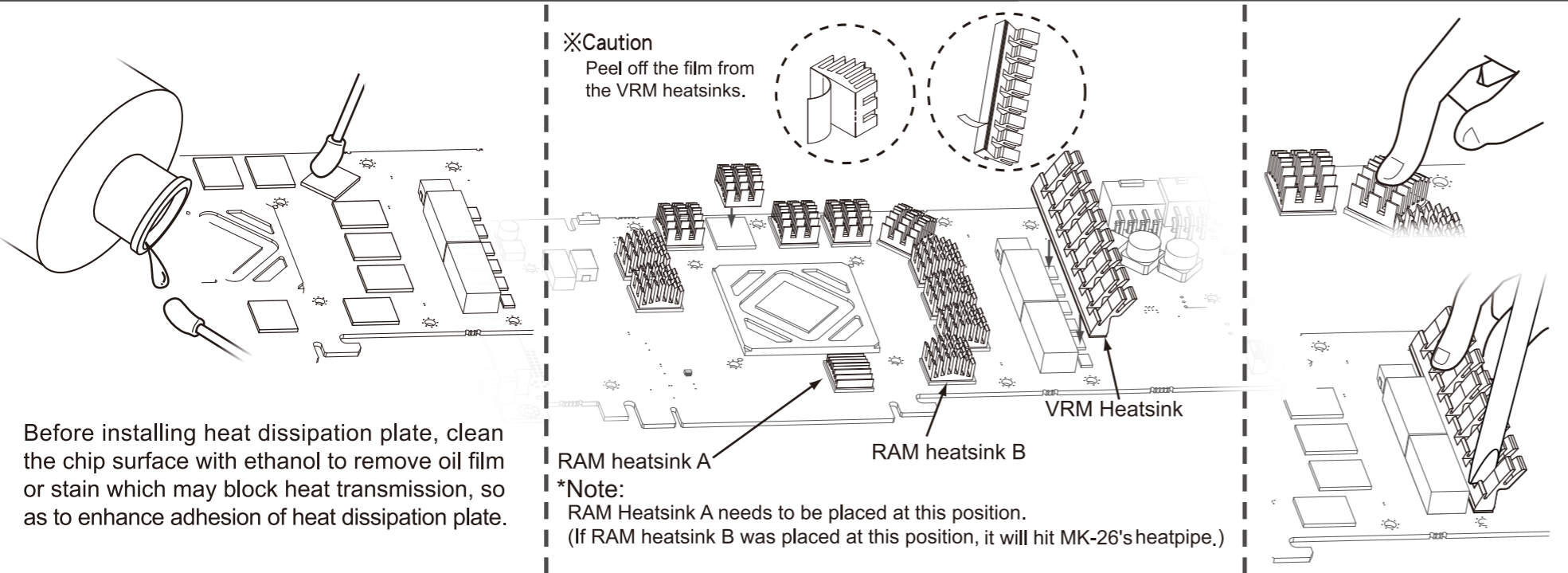


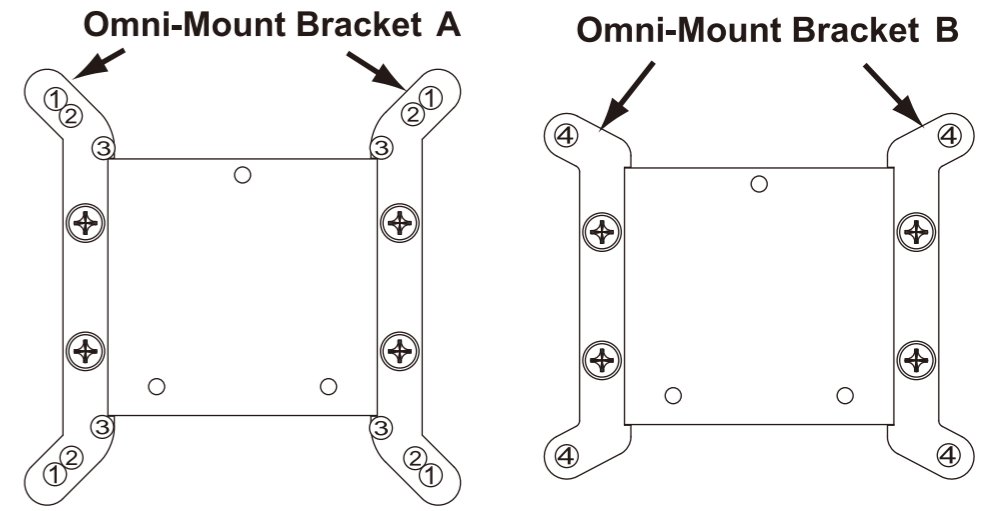
**Step 1 : Installation of the RAM Heatsink / ATI VRM Heatsink**

\* Refer to AMD HD 7970as reference.



In accordance to the PCB layout, select the best RAM heatsinks for Your VGA RAM and VRM. Whenever Possible select the biggest heatsink (RAM heatsink B) for best cooling effect.

**Compatibility List**

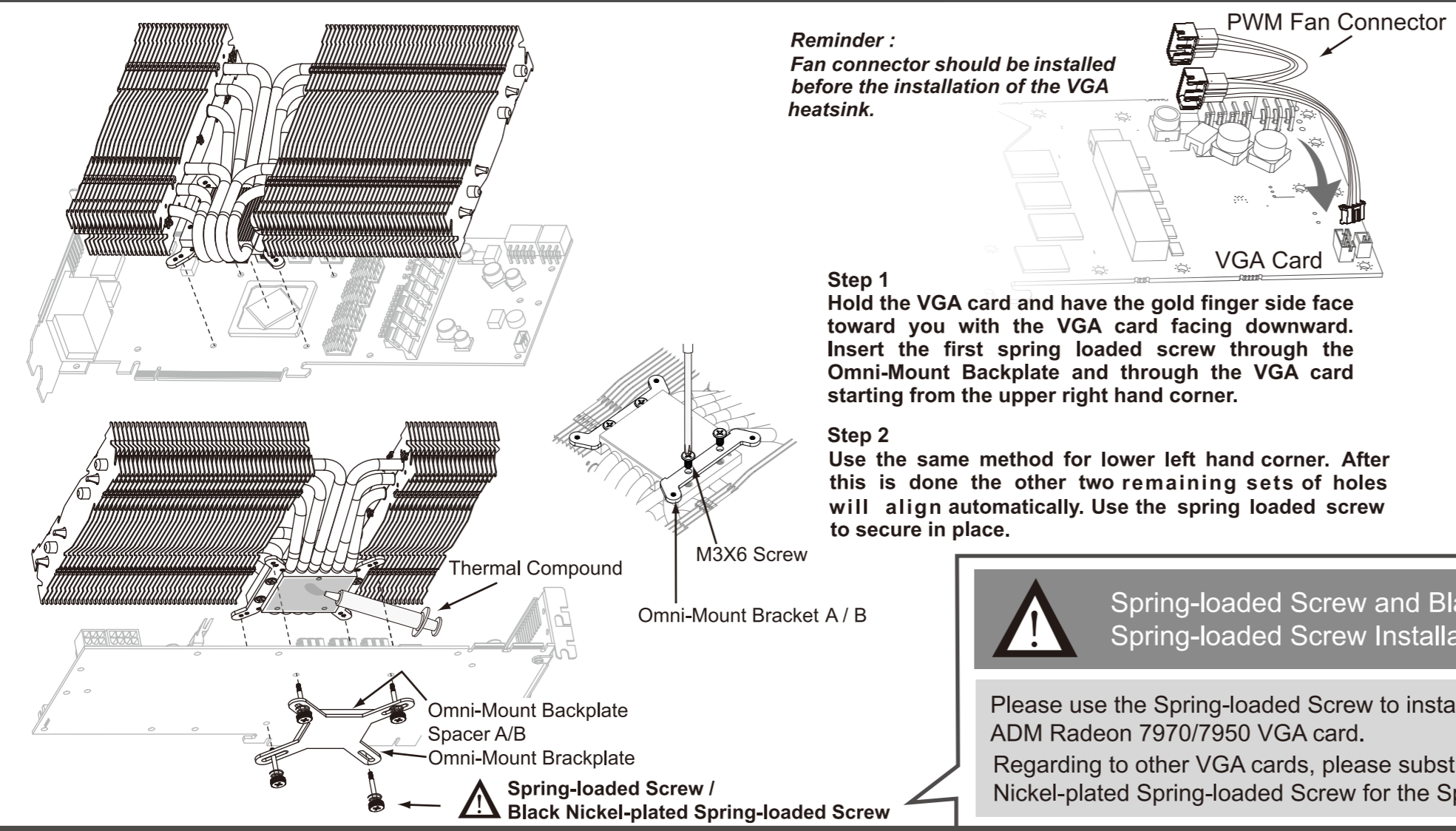


①	③	④
NVIDIA Geforce	AMD Radeon	NVIDIA Geforce
GTX TITAN GTX 680 GTX 580 GTX 660 GTX 570 GTX 660 Ti GTX 670 <small>(Exclude EVGA GTX 570 HD)</small> GTX 480 GTX 650 Ti 8800 Ultra(G80) 8800 GTX(G80) 8800 GTS(G80)	HD 7770 (Exclude XFX HD 7770) HD 7750	GTX 560 GTX 560 SE GTX 560 Ti <small>(Exclude EVGA GTX 560 Ti FPB) (Exclude EVGA GTX 560 Ti SC)</small> GTX 550 Ti GTX 460 GTX 460 SE

②	
AMD Radeon	NVIDIA Geforce
HD 7970 HD 5850 HD 7950 HD 5830 HD 7870 HD 4890 HD 7850 HD 4870 HD 6970 HD 4850 HD 6950 HD 4830 HD 6870 HD 3870 HD 6850 HD 3850 HD 6790 HD 5870	GTS 450 9800GTX GTS 250 9800GT GTS 240(OEM) 9600GT GTS 150(OEM) 8800 GTS512(G92) 9600 GSO 512 8800 GS(9600GSO) 9600 GSO 7900 GTX 9500 GT 7900 GT 8800GT 7900 GS 8800GTS (G92) 7800 GTX GT 130(OEM) 7800 GTX512 9800GTX+ 7800 GT

⚠ For a complete list of VGA cards please refer, to [www.prolimatech.com](http://www.prolimatech.com).  
⚠ To listed Models are based on ATI and Nvidia s reference designs  
Manufacturers not following this reference layout will not work with MK-26.

**Step 2 : Installation of VGA cooler**



**⚠ Spring-loaded Screw and Black Nickel-plated Spring-loaded Screw Installation**

Please use the Spring-loaded Screw to install ADM Radeon 7970/7950 VGA card.  
Regarding to other VGA cards, please substitute the Black Nickel-plated Spring-loaded Screw for the Spring-loaded Screw.

